



Certificate of Analysis












Sample: KN20412004-006
Harvest/Lot ID: 003
Batch#: 002
Seed to Sale# N/A
Batch Date: N/A
Sample Size Received: 30 ml
Total Weight/Volume: N/A
Retail Product Size: 30 ml
ordered : 04/08/22
sampled : 04/08/22
Completed: 04/14/22
Sampling Method: SOP Client Method

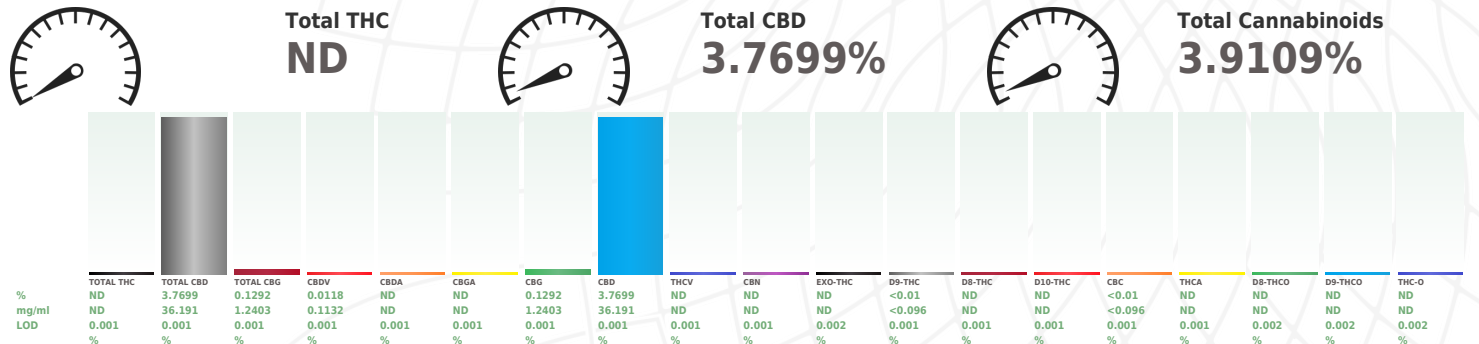
Apr 14, 2022 | Cativa Health
1040 University Blvd
Portsmouth, VA, 23703, US



PASSED

Page 1 of 1

PRODUCT IMAGE	SAFETY RESULTS								MISC.
	 Pesticides NOT TESTED	 Heavy Metals NOT TESTED	 Microbials NOT TESTED	 Mycotoxins NOT TESTED	 Residuals Solvents NOT TESTED	 Filtration NOT TESTED	 Water Activity NOT TESTED	 Moisture NOT TESTED	 Terpenes NOT TESTED
	Cannabinoid								PASSED



%	TOTAL THC	TOTAL CBD	TOTAL CBG	CBG	CBDA	CBGA	CBG	CBD	THCV	CBN	EXO-THC	D9-THC	D8-THC	D10-THC	CBC	THCA	D8-THCO	D9-THCO	THC-O
mg/ml	ND	36.191	1.2403	0.1132	ND	ND	1.2403	36.191	ND	ND	ND	<0.096	ND	ND	<0.096	ND	ND	ND	ND
LOD	0.001	0.001	0.001	0.001	0.001	0.001	0.001	0.001	0.001	0.001	0.002	0.001	0.001	0.001	0.001	0.001	0.002	0.002	0.002
%	%	%	%	%	%	%	%	%	%	%	%	%	%	%	%	%	%	%	%

Analyzed by: 113 **Weight:** 0.2033g **Extraction date:** 04/14/22 09:04:39 **Extracted By:** 113
Analysis Method - Expanded Measurement of Uncertainty: Flower Matrix d9-THC:12.7%, THCA: 9.5%, TOTAL THC 11.1%. These uncertainties represent an expanded uncertainty expressed at approximately the 95% confidence level using a coverage factor k=2 for a normal distribution.
Reviewed On - 04/14/22 13:02:46 **Batch Date:** 04/13/22 08:56:36 **Instrument Used:** HPLC E-SHI-008
Analytical Batch - KN002256POT **Running On:**

Dilution: 40
Reagent: 081321.R04; 041122.R08; 040622.R04
Consumables: 947.251; 12123-046CC-046

Full spectrum cannabinoid analysis utilizing High Performance Liquid Chromatography with UV/PDA detection (HPLC-UV/PDA). (Method: SOP.T.30.031.TN for sample prep and Shimadzu High Sensitivity Method SOP.T.40.020 for analysis). *Based on FL action limits.

This report shall not be reproduced, unless in its entirety, without written approval from Kaycha Labs. This report is an Kaycha Labs certification. The results relate only to the material or product analyzed. Test results are confidential unless explicitly waived otherwise. Void after 1 year from test end date. Cannabinoid content of batch material may vary depending on sampling error. IC=In-control QC parameter, NC=Non-controlled QC parameter, ND=Not Detected, NA=Not Analyzed, ppm=Parts Per Million, ppb=Parts Per Billion. Limit of Detection (LoD) and Limit Of Quantitation (LoQ) are terms used to describe the smallest concentration that can be reliably measured by an analytical procedure. RPD=Reproducibility of two measurements. Action Levels are State determined thresholds for human safety for consumption and/or inhalation. The result >99% are variable based on uncertainty of measurement (UM) for the analyte. The UM error is available from the lab upon request. The "Decision Rule" for the pass/fail does not include the UM. The limits are based on F.S. Rule 64-4.310.

Sue Ferguson
Lab Director
State License # n/a
ISO Accreditation # 17025:2017

Sue Ferguson
Signature

04/14/22
Signed On